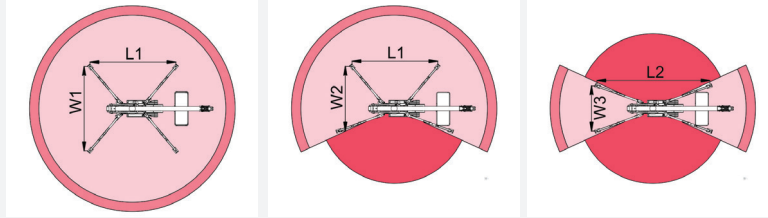
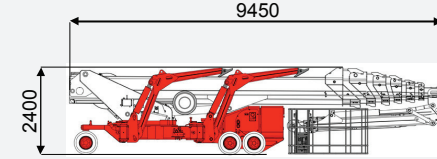
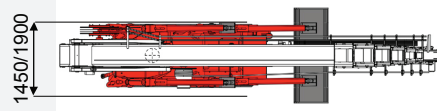
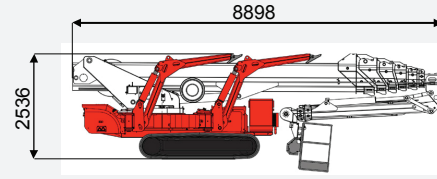
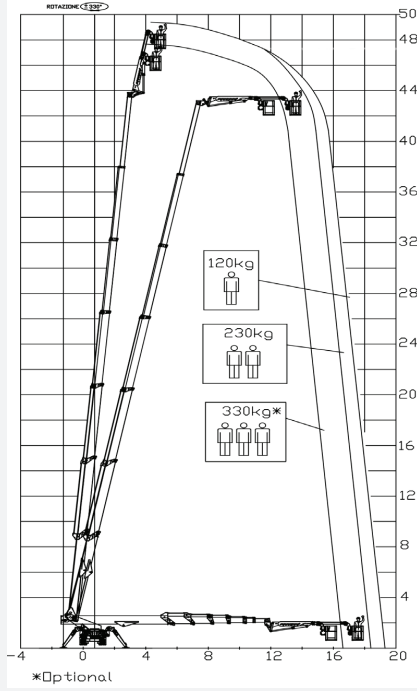




level
IŞ MAKİNELERİ

0850 969 59 79

Odunluk Mah. Lefkoşe Cad. Mıhraplı Plaza B Blok. No:9/3 Nilüfer - BURSA
www.levelmakine.com / level@levelmakine.com



L1	L2	W1	W2	W3
6250 mm	6946 mm	5000 mm	4500 mm	4000 mm

TEKNİK ÖZELLİKLER

TECHNICAL SPECIFICATIONS



		XTJ48.1/C	XTJ48.1/R
Çalışma Yüksekliği	Working Height	49.2 m	49.2 m
Platform Yüksekliği	Platform Height	47.2 m	47.2 m
Yatay Erişim	Outreach	19.3 m	19.3 m
Kaldırma Kapasitesi	Lift capacity	330 kg	330 kg
Kule Dönüşü	Turntable rotation	660° derece	660° derece
Sepet Ölçüleri	Platform size	240x70 cm	240x70 cm
Sepet Dönüşü	Hydraulic platform rotation	90°+80° derece	90°+80° derece
Max. Tırmanma kabiliyeti-kapalı	Gradeability - stowed	40%	40%
Sürüş Hızı (Km/sa)	Drive speed (km/h)	1.5 km/h	1.5 km/h
Ağırlık	Weight	13650 kg	13650 kg
Yere uygulanan maksimum basınç-ayaklar	Max.ground bearing pressure on levelling jacks	4,09 kN/m2	4,09 kN/m2
Yere uygulanan maksimum basınç	Max.ground bearing pressure	6,39 kN/m2	6,39 kN/m2
Genişlik	Width	1450 cm	1450 cm
Uzunluk	Length	8898 cm	8898 cm
Yükseklik	Height	2536 cm	2536 cm

	Battery type	Battery charge	Add. Weight	Autonomy	Charging time	Electropump		
ECO	DC+AC	TEKERLEKLİ	48V 270 A/h 5h	230V-48V 45A	400 kg	6-7 h endless	7h	48V 9 kW